

Genie® Z[®]-30/20N & Z-30/20N RJ

Specifications

Models	Z-30/20N		Z-30/20N RJ	
Measurements	US	Metric	US	Metric
Working height max. ⁽¹⁾	36 ft	11.14 m	35 ft 2 in	10.89 m
Platform height max.	30 ft	9.14 m	29 ft 2 in	8.89 m
Horizontal reach max.	21 ft 5 in	6.53 m	20 ft 6 in	6.25 m
Up and over clearance max.	12 ft 8 in	3.86 m	12 ft 8 in	3.86 m
A Platform length	2 ft 6 in	0.76 m	2 ft 6 in	0.76 m
B Platform width	3 ft 10 in	1.17 m	3 ft 10 in	1.17 m
C Height - stowed (tires)	6 ft 6.5 in	2 m	6 ft 6.5 in	2 m
D Length - stowed (tires)	16 ft 9 in	5.11 m	17 ft 5 in	5.31 m
E Storage height	6 ft 7 in	2.08 m	7 ft 4 in	2.24 m
F Storage length	11 ft 6 in	3.5 m	12 ft	3.66 m
G Width	3 ft 11 in	1.19 m	3 ft 11 in	1.19 m
H Wheelbase	5 ft 2 in	1.58 m	5 ft 2 in	1.58 m
I Ground clearance - center	3.5 in	0.09 m	3.5 in	0.09 m

Productivity

Lift capacity max. - unrestricted	500 lb	227 kg	500 lb	227 kg
Platform rotation	180°		180°	
Jib length	4 ft	1.22 m	4 ft	1.22 m
Vertical jib rotation	139°		139°	
Horizontal jib rotation	—		180°	
Turntable rotation	355°		355°	
Turntable tailswing	0 in	0 cm	0 in	0 cm
Drive speed - stowed ⁽²⁾	3.0 mph	4.8 km/h	3.0 mph	4.8 km/h
Drive speed - raised	0.68 mph	1.1 km/h	0.68 mph	1.1 km/h
Gradeability - stowed ⁽²⁾	35%		35%	
Tilt sensor activation (front to back/side to side)	2.5°- 4.5°/4.5°		2.5°- 4.5°/4.5°	
Turning radius - inside/outside	5 ft 5 in/10 ft 7 in	1.65 m/3.23 m	5 ft 5 in/10 ft 7 in	1.65 m/3.23 m
Tires (solid, non-marking)	22×7×17.75 in	56×18×45 cm	22×7×17.75 in	56×18×45 cm

Power

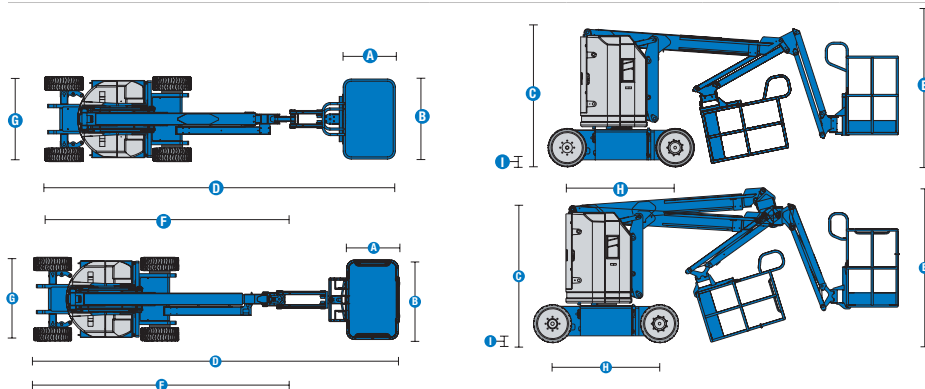
Power	48V DC (8×6V 350Ah)		48V DC (8×6V 350Ah)	
Auxiliary power unit	24V DC		24V DC	
Hydraulic tank capacity	4 gal	15.1 L	4 gal	15.1 L

Weight⁽³⁾ and Floor Loading⁽⁴⁾

Weight (tires)	14,183 lb	6,433 kg	14,233 lb	6,455 kg
Tire contact pressure	103 psi	710 kPa	103 psi	710 kPa
Occupied floor pressure (tires)	535 psf	25.62 kPa	537 psf	25.71 kPa

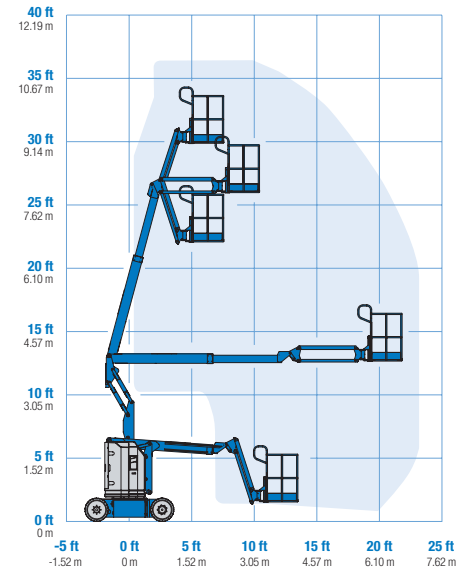
Sound and Vibration Levels

Sound Pressure level (ground workstation)	< 70 dBA		< 70 dBA	
Sound Pressure level (platform workstation)	< 70 dBA		< 70 dBA	
Vibrations	8 ft 2 in/s ²	2.5 m/s ²	8 ft 2 in/s ²	2.5 m/s ²

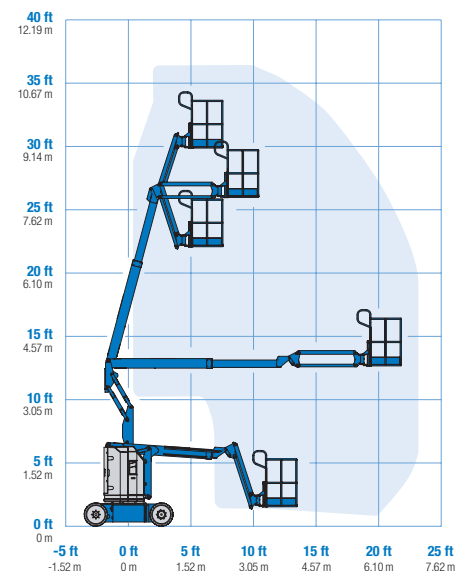


- (1) The metric equivalent of working height adds 2 m to platform height. The imperial equivalent adds 6 ft to platform height.
- (2) Gradeability applies to driving on slopes and may vary depending on options and machine configurations. See operator's manual for details regarding slope ratings.
- (3) Weight refers to standard configuration and may vary depending on options and/or country standards.
- (4) Floor loading information is approximate and may vary depending on options and machine configurations. It should be used only with adequate safety factors.

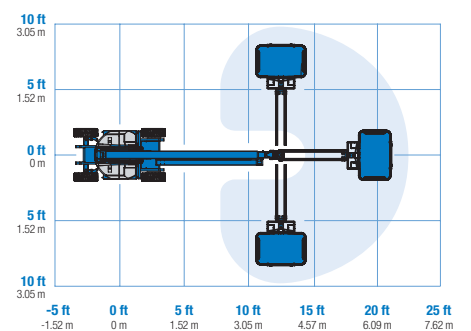
Range of motion Z-30/20N



Range of motion Z-30/20N RJ



Jib range of motion Z-30/20N RJ



Genie® Z®-30/20N & Z-30/20N RJ

SKU: Standard Model

- **Z30N0001AE0001:** Z-30/20N, DC Power, 2WD
- **Z30NRJ01AE0003:** Z-30/20N RJ, DC Power, 2WD
- **Z30NRJ01AE0001:** Z-30/20N RJ, DC Power, Swing gate, 2WD

* Build to Order

Option availability	S	S+	BtO
Power			
Standard FLA flooded lead acid battery	✓	✓	✓
AGM Maintenance-free batteries		○	○
Battery charge indicator (BCI)			○
Low voltage interrupt (LVI) with battery charge indicator (BCI)			○
Power Inverter, 800W, 120V AC, 60Hz		○	○
Platform			
3ft 10in/1.17m steel platform	✓	✓	✓
Air line to platform			○
Aircraft protection kit			○
Control box covers		○	○
Lift Guard Half Mesh panels with swing gate			○
Light Package: drive and work lights		○	○
Platform auxiliary top rail			○
Platform swing gate			○
4ft/1.2m Jib	✓	✓	✓
AC Power cord to platform	✓	✓	✓
Drive enable system	✓	✓	✓
Horn	✓	✓	✓
Lift Guard Contact Alarm	✓	✓	✓
Platform load sense system	✓	✓	✓
Proportional controls	✓	✓	✓
Self-leveling platform	✓	✓	✓
Travel alarm package: flashing beacons, descent, travel and tilt alarms	✓	✓	✓
Chassis			
Lift Connect Telematics	✓	✓	✓
Lift Connect with Access Manager upgrade		○	○
Biodegradable hydraulic oil			○
Cold weather hydraulic oil			○
Fire resistant hydraulic oil			○
Hostile environment kit			○
Chassis tilt drive function cut-out	✓	✓	✓
Dual parallelogram lift linkage	✓	✓	✓
Hour meter	✓	✓	✓
Solid, non-marking tires	✓	✓	✓
Zero tail swing	✓	✓	✓

- S Standard
- S+ Standard +
- BtO Build to Order
- ✓ Standard Features
- Options



Zero Tailswing



Narrow Access



Rotating Jib



Genie Genuine Accessories⁽¹⁾

- Lift Tools Productivity Tools
- Lift Connect Telematics
- Tech Pro Link Handheld Device

(1) More accessories available from Genie Genuine Parts.

Product specifications are subject to change without notice or obligation. Photographs and/or drawings herein are for illustrative purposes only. Refer to the appropriate Operator's Manual for instructions on proper equipment use. Failure to follow instructions in the Operator's Manual may result in serious injury or death. The only warranty applicable to our equipment is the standard written warranty applicable to the particular product and sale and we make no other warranty, express or implied. Products and services listed may be trademarks, service marks or trade names of Terex Corporation and/or their subsidiaries in the USA and many other countries. Terex, Genie, Quality By Design, Xtra Capacity, Lift Power, Lift Guard, Lift Tools, Lift Connect and Tech Pro Link are registered trademarks of Terex Corporation or its subsidiaries.

04/22

